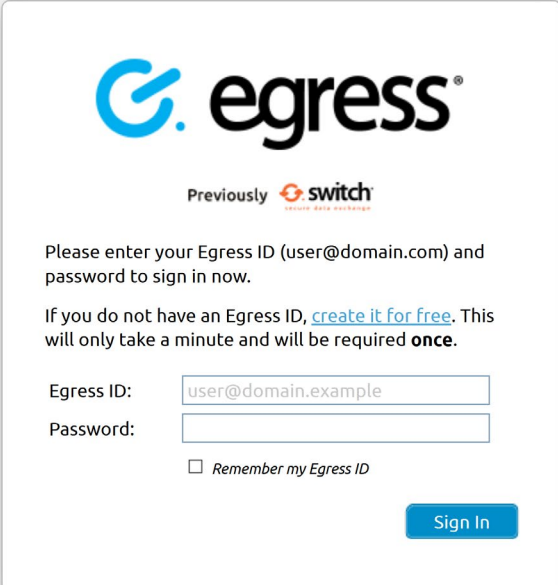





# How to renew Egress Protect subscription licenses online

1.

The administrator of your account can visit <https://switch.egress.com> and log into your Egress account.



**egress**  
Previously  secure data exchange

Please enter your Egress ID (user@domain.com) and password to sign in now.

If you do not have an Egress ID, [create it for free](#). This will only take a minute and will be required **once**.

Egress ID:

Password:

Remember my Egress ID

[Sign In](#)

[New User?](#)  
Create an Egress account. It's free.

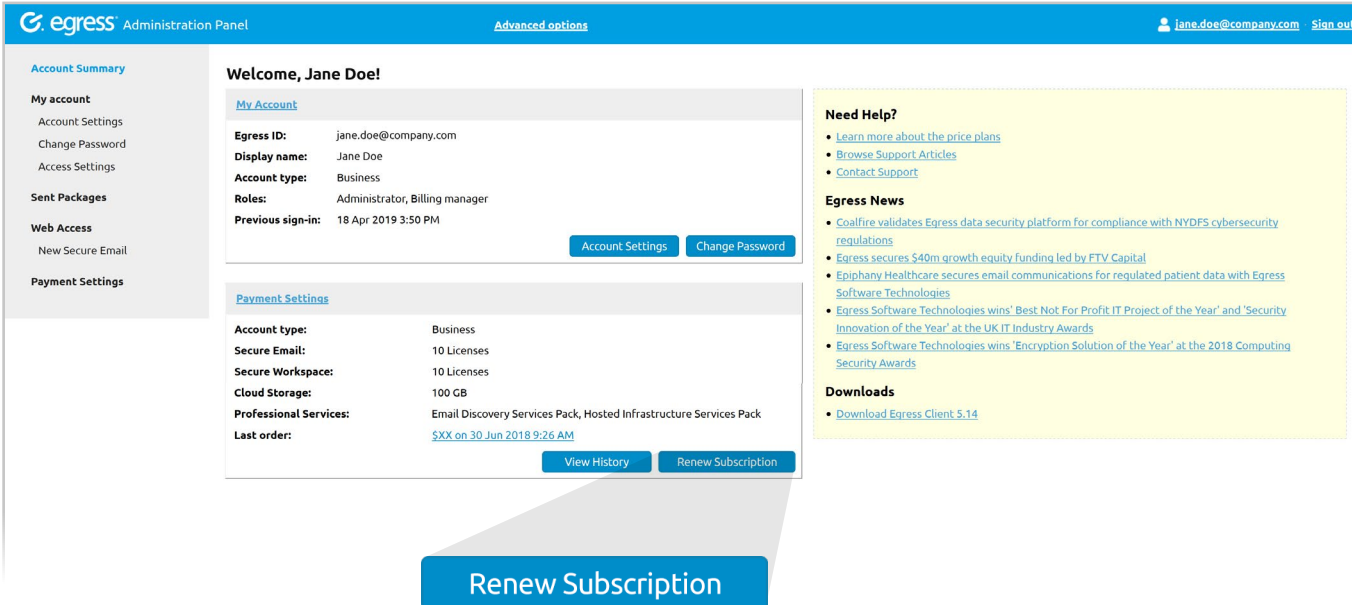
[Forgot Your Password?](#)  
Reset your Egress password.

[What Is Egress?](#)  
Learn more about Egress.

[Why Change To Egress?](#)  
Find out what it means for you.

2.

To renew your Egress license subscriptions, select **Renew Subscription** in the administration panel within your account.



The screenshot shows the Egress Administration Panel for a user named Jane Doe. The page is titled "Welcome, Jane Doe!" and displays account information under "My Account" and "Payment Settings".

**My Account:**

- Egress ID: jane.doe@company.com
- Display name: Jane Doe
- Account type: Business
- Roles: Administrator, Billing manager
- Previous sign-in: 18 Apr 2019 3:50 PM

**Payment Settings:**

- Account type: Business
- Secure Email: 10 Licenses
- Secure Workspace: 10 Licenses
- Cloud Storage: 100 GB
- Professional Services: Email Discovery Services Pack, Hosted Infrastructure Services Pack
- Last order: [\\$XX on 30 Jun 2018 9:26 AM](#)

Buttons for "Account Settings" and "Change Password" are visible under My Account, and "View History" and "Renew Subscription" are visible under Payment Settings. A large blue button labeled "Renew Subscription" is overlaid at the bottom of the screenshot.

The right sidebar contains "Need Help?" links (Learn more about the price plans, Browse Support Articles, Contact Support), "Egress News" (Coalfire validates Egress data security platform for compliance with NYDFS cybersecurity regulations, Egress secures \$40m growth equity funding led by FTV Capital, Epiphany Healthcare secures email communications for regulated patient data with Egress Software Technologies, Egress Software Technologies wins 'Best Not For Profit IT Project of the Year' and 'Security Innovation of the Year' at the UK IT Industry Awards, Egress Software Technologies wins 'Encryption Solution of the Year' at the 2018 Computing Security Awards), and "Downloads" (Download Egress Client 5.14).

3. Select the number of users you require and add any additional storage (you get 100MB storage free with your Egress subscriptions).

4. You can also enter a promotion code if appropriate.

5. Next select the button **Continue to Review Order**.

6. If you have purchased more than 1 user, you will need to enter your company details and then select **Continue To Payment Selection**.

7. Enter your payment details (you can purchase using Visa, Mastercard or PayPal).

8. Following your purchase, you will receive a confirmation email and link to your receipt.

You will be able to access your invoices on the left-hand side of the administration panel when logged into your Egress Account.

### Payment Settings

#### Egress Secure Email and File Transfer

Please select the number of users from the drop-down below.

Product:

Number of users:

Please note, Egress Secure File Transfer comes with 100MB of free storage. If you wish to purchase additional storage, please select from the listed options.




Storage space:

Do you have a promo code?

### Order Payment

#### Payment Details

Please select the desired payment method.

Payment type:      

Credit card number:\*

Expiry date:\*

Card security code:\*

## Learn more about Egress Protect

Visit [www.egress.com/online-tutorials](http://www.egress.com/online-tutorials) for video tutorials on using Egress Protect, including how to:

- Access a secure message
- Manage your messages and control access to them in real time
- Send large files securely
- Approve or deny access requests to secure messages

## Technical support

Should you encounter any problems using Egress Protect or have any technical questions, please contact Egress Support at [www.egress.com/support](http://www.egress.com/support).